



NEWSLETTER

FEBRUARY 2019



Next Meeting: Monday 28th January

Waikato Sport Fishing clubrooms - Grantham St

Casting Champs : 7:00pm Start; a few other fun challenges to test your fishing skills as well.

Meeting 8pm

Cover - Leo and Nina Juby; Ngongataha Stream. Photo Dad.

AND COMING UP

February 25th Club Casting Champs

March 9, 10, 11 - second Otamangakau Trip

IN THIS ISSUE

Page 3	Presidents Report
Page 4	Club News
Page 6	Whanganui Headwaters
Page 8	HAC Casting Championship 2019
Page 10	Something Plastic
Page 11	Dropping the Dropper
Page 12	Fly Tying Zone
Page 14.....	Ota 1.
Page 16	Dave Winchcombe Cup
Page 17	HAC Trip and Event Calendar, Gamin Cup
Page 18	Orange Blaster

Presidents Comment

The year has kicked off with a pleasing turn-out of members at our January club meeting where our guest speaker Dave Hudson (Hamills Te Awamutu) introduced a very diverse range of new spinning lures and rods with which he has had great success on local streams and salt water. Tiny lures, some with mechanical action, very light action (but tough) rods and braid down to 1kg would challenge those of us with “tired eyes” but imagine a 4lb fish striking that combo – what a buzz!

Our February meeting will be run as a “Competition Night” with the event kicking off at 7pm with the following activities running concurrently:

Accuracy & Distance Casting (down on the riverbank grass).

Weigh Net Accuracy Check (in the hall).

Fly Tying Materials Identification (in the hall).

Our committee members will be manning each activity and recording results, participation in every activity will qualify for prizes as well as the Casting Trophies.

In addition we will be running the latest club DVD purchase on the big screen plus flies sales (re-stocked by Derek) and the DVD library.

Our regular meeting will follow the competitions where winners will be announced and prizes presented.

All members are encouraged to get involved and have some fun (and maybe come away with a worthwhile keepsake).

Tight Lines

Ray

John D has his diagnosis on his number plate



"There will be days when the fishing is better than one's most optimistic forecast, others when it is far worse. Either is a gain over just staying home."

-Roderick Haig-Brown

Club News

The usual bunch of suspects turned up for our January meeting and we had good reports of fishing on the Whakapapa and Whanganui from Gavin who seems to be a semi permanent resident of this region. Derek has been doing well on the Ngongataha and Life Member Bert Robinson put in a surprise appearance and gave a good run down on the Rotorua region. Gareth reported on some very health fish up to 62cm coming out of the Waihou currently and it seems that anywhere there is a flowing stream or spring on the Waikato Hydro system you will find fish.

Of concern is reports of dead found fish on Otamangakau. Matt Pate of Taupo Rod and Tackle showed me an email he had received from DOC when I was in his shop recently which suggested the fatalities were linked to stress from fish played then released in high water temperatures in the lake. DOC recommended that anglers either kept fish caught on Ota currently or, if they wished to practise catch and release, fish elsewhere. At our club contest at Ota last weekend both John and my fish finders were registering surface temperatures around 21.5C. I imagine other shallow lakes in the region and some of smaller, non spring fed streams will be heating up to a point that catching and releasing fish will be not be viable owing to potential fatalities to the released fish. On the plus side fish will be concentrated in places such as the Hamurana, Awahou and Ngongataha stream mouth areas on Lake Rotorua where the cool water will give them some relief.

Malcolm took out the Dave Winchcombe Award for the month with a 5lb rainbow and Gareth won the Garmin Award with a very creditable 41/2lb rainbow from the Waihou. Gavin Hall took out the Orange Blaster by nearly getting stranded 16 kilometres from the road on his quad bike with his 2 boys - more about this in Gav's yarn later in this issue. Don McLeod was also a candidate for this award after leaving his net on the roof of his car on a trip to Lake Rotorua which sparked a, (successful), net hunt when the net was found to be missing. Of course this incident provoked a series of confessions from a variety of numpties, (myself included), who have driven off with rods, reels, tackle bags etc on the roof; is there anyone who hasn't?

Our guest speaker, Dave Hudson of Hamills Te Awamutu, was certainly a high powered individual. Originally from the UK he has been a competitive cyclist, is currently the President of Waikato Deerstalkers Association, runs a flooring business, is developing his Hamills shop as a retirement business and manages to go fishing 2 to 3 times a week! He is a fly fisherman but likes to think outside of the box and as a consequence has developed an interest in light tackle soft bait fishing for trout in the last few years. Soft baiting for trout has been around for a while overseas and is getting popular in the South Island but is relatively new in these parts.

Have no doubt it is effective and Dave is using ultra-light gear. 1 - 3lb rods with corresponding braid and leaders. My current trout rig is 2kg braid and I thought that was light! He recommends paddle tail soft baits and these things have plenty of action. Dave also had some great looking surface lures, soft cicadas and micro poppers. I can see a trip to Hamills coming up and maybe one of those ultra-light rods!

One recommendation Dave did make is that those of us who do fish alone should seriously consider is the purchase of a Personal Locator Beacon. This is a great piece of insurance that costs about as much as a decent rod. Dave intends to develop a range of fly tying products in his Te Awamutu Hamills shop. Next time you are in TA check out the shop.


Below are a couple of links the first submitted by Ray is a great article on a subject close to my heart, soft hackles, spiders, wee wets call them what you will, by Louis Cahill of Gink and Gasoline. A great site. The second is for the growing number of short liners among us from the Trout Bitten site submitted by Gavin. The rig seems somewhat similar to Nigel's, the term Czech Nymphing seems somewhat redundant; so what do we call this fly line less fly fishing? Euro nymphing, short lining I've even heard it described as hill billy fishing. Anyone got any ideas. Meantime keep those links coming in.

[gink-gasoline-fly-patterns/the-magic-of-soft-hackles/](#)

[troutbitten the-mono-rig-and-why-fly-line-sucks/](#)

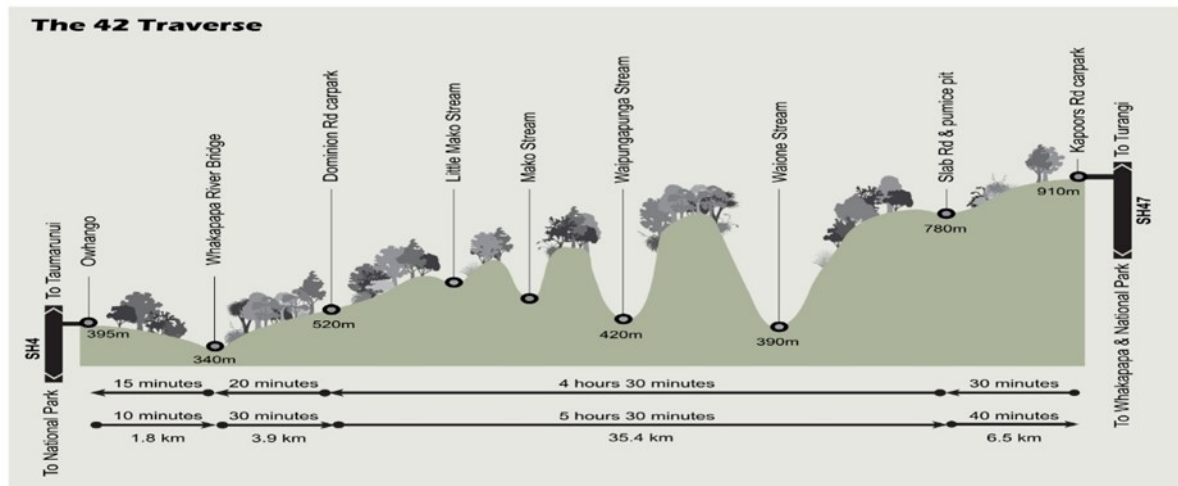
Contact

Ray Pryor - President:	rayjpryor@callsouth.net.nz
Hardie Teusse - Secretary:	teusse@xtra.co.nz
Richard Wagstaff - Treasurer:	rwagstaff@xtra.co.nz
Charlie Friedlander - Newsletter Editor:	chasnane@gmail.com



Whanganui Headwaters

I had wanted to fish the Whanganui headwaters off the 42nd traverse for a long long time. I needed a quad bike and a means of getting it there. To stop this story turning into a novel let's just say I finally acquired what was needed.



The internet provided a wealth of information but with a few unknowns a day trip was needed so I bundled the kids into the wagon and before long we were parked up, unloaded and scooting along with the kids yelling out each time we hit a bump. We got to the car park proper and realised this is where to park next time. There was a Fish and Game ute parked up and I wondered if it was our local office doing their drift dives. We carried on, the track was good, more like a bush road in places and nice and dry. We passed a hunter with a deer on the front of his quad. I stopped to chat but he wasn't obliging. On we went and bumped into 3 puffed looking fishermen heading out on E bikes. They had camped (very light by the looks) at the Waione Stream camp and said the river was high and had colour. They explained that this was due to the need to dump water down the Whanganui and Whakapapa to maintain levels down river and most unfortunately they said the fishing was very average. Looking like they needed to be elsewhere we parted company. After an hour or so we reached the Waione stream, found the camp, carried on a bit along the Waione stream track but it was too rough so back tracked. We parked up and waded down the Waione for about 20 minutes until we reached the Whanganui. Yes, the river was high and coloured. We were at a lovely bit of Czech nymphing water but were stuck, with 7-year-old Liam in tow we couldn't cross, go up or down. The kids didn't care so we fished a bit, threw some stones, had some kai and headed back. At the quad we decided to start heading back and exploring some of the tracks off the 42nd. That was pretty uneventful, and we ended up motoring home.

Towards the end of this Christmas school holidays I had some time off work. I phoned Adam Daniels at Waikato Fish and Game and yes it was his ute parked up. He expressed concern regarding the water clarity as did I. I told him I was heading back in to camp for a few days and he said he was in the process of sending some information to someone else (Kevin) and would include me. This information was a big help clarifying some of my questions. I packed enough gear for two kids and one adult into a large backpack and after another long drive we were unloading the quad at Dominion Rd carpark. Hooping along the track we bumped into another couple of hunters with a deer on their quad. We chatted for a bit but they looked knackered, legs all scratched to bits, faces like boiled beetroots so we let them go. We passed a few trampers who were walking the whole 46 odd kilometres as part of the Te Araroa trail. Stuff that!



We turned off the main trail down to a hunter's camp that Adam put me on too. We had a look around but with no clean water handy and the camp in disrepair we back tracked to the Waione stream camp site and set up our fly camp for the night. The day was getting on, so we just mucked around, cooked some tea, I was pestered into lighting a fire but as a caring parent I got them to try and start a fire by rubbing two sticks together first then we hit the sack. It was a long night with a relentless mosquito attack, I decided there and then to buy a decent tent.

After breakfast we walked back to the hunter's camp, searched around and found the track that leads down to the river. The river was wadeable but still had some colour which was a bit disappointing as I was expecting gin clear back country fishing. The cicadas were deafening but we didn't see one bit of surface activity all day. We found a lovely run, set up a hopper dropper and took turns fishing. Nothing was happening, there should be fish here I kept telling myself. I left my 12-year-old Dylan to it as I was starting to give up. I was thinking that he's getting the hang of it when I looked over to see the rod buckling. After some ruckus and bit of chaos there was a fish in the net.



I was chuffed for him as it was his first trout truly fly fishing on his own, photos were a must. We sat around for a bit, talking rubbish, had some lunch when out of the blue this joker turned up. "I know who you are" he said with a friendly smile. It ended up that this was Kevin, the other guy in the email from Adam Daniels. Time wasn't on our side, so we covered off several different topics in record time, I later received some fly patterns from Kevin that he recommended for Otamangakau. You really do meet some good buggers on the river bank. He asked what our plans were, and we headed our separate ways. I did manage to pick up a couple of small ones in the fast water. We headed up river back to where the Waione enters, crossed the river and by now Liam was soaking wet as kids normally are when near water and looking cold so we made our way back up the Waione to camp to dry off. A good round trip. The weather looked changeable, I decided to pack up and get home. We weren't really set up for wet weather camping under a 3 x 3 fly and the three of us on a

quad with a huge pack on a wet track sounded risky. It was about 5pm when we left camp and after a couple of Km the quad bike died. It wouldn't restart. We were 16km from anywhere. The kids started freaking out, I told them we were screwed or unprintable words to that effect and that didn't help. My mind was racing. "Why didn't I spend a bit more money on a bloody bike" I was asking myself as well as starting to think what to do, I will have to push the bike off the track and hide it then we will have to start walking, set camp, and carry on walking tomorrow, then somehow get the bike out. We had food, shelter, clothing and a PLB so it wasn't the end of the world. Then Dylan said, "hey I saw Liam touching that", he was pointing at the fuel nob.....it was off.....I felt a huge sense of relief and like a nob myself.

I didn't even consider the fuel being off as a possibility because we had gone so far. If something can be touched a 7-year-old boy is going to touch it. I turned it back on and we were away. It was a very quiet trip back. Later on, it started to rain and we were all pleased to be out.

All in all, it was a worth while adventure. The fishing wasn't the best but maybe it's better a bit later in the season but a trip like this is more about the journey, we did see some wonderful country. Would I go back? It's a long way to go for a fish but yeah, I think I will.



Gavin Hall

Taupo Rod & Tackle

FLY SHOP



Fly Casting Champs Rules and Competitions

HAC Casting Champs Rules - 2019:

Casting Accuracy Event:

Using your own 9ft (or shorter), 6wt rod (or lighter) in your choice of Slow, Medium or Fast action, with a 6wt. (weight forward) floating line (+/- 1 wt.), fitted with a 7ft tapered or level leader and egg yarn fly.

You may choose the action (rod) you prefer during a 5 min. warm up session. After that we will rearrange the hoops to a new order and your competition proper will start.

Accuracy hoops will be positioned randomly from 8m to 15m distances from the casting area.

You may start at 1 then 2 to 3 and finally 4, or you can nominate your hoop each time before you cast, completing all four hoops as a series.

Starting from the designated casting area, fly in hand - every time your fly lands that counts as a completed cast and will be counted to your overall score, to a maximum of 20 casts each person. Elapsed time to be recorded. The last 5 casts will be blindfolded to mimic night fishing, you will be guided as far as direction and distance by the marker.

The winner is the person who can land their fly in as many different hoops within the 20 casts. If you land in a hoop, you move to the next hoop. If you complete all four then you start another series of casts, until you have completed the 20 casts.

In the case of a draw the competitor with the shortest elapsed time for the completion of 20 casts will be the winner of the Casting Accuracy Champs.

Distance Event:

The same choice of rods and set-up (no shooting head line) as for the Accuracy Event.

2. You may have a 5 min. warm-up session if needed.

3. Once you start from the designated casting area, every time your fly

4. Your best recorded distance from the casting area to your fly out of 10 completed casts, will be your result.
5. The winner of the Distance Casting Champs is the person with the longest recorded distance.

Weigh Net Accuracy Check

- Individual Nets to be checked using standard weights of 1kg, 3kg, and 5kg.
- Individual results to be recorded on club spreadsheet.
- The overall accuracy of each Net to be calculated and recorded as a %.
- The least accurate Net will be identified, the prize for this event will be allocated on this basis.

Fly Tying Materials Identification

- Individual Fly Tying Materials will be placed in separate numbered bags on a display table.
- Members will be required to identify the material in each bag, bags may be handled but not opened.
- Members answers (by bag number) will be recorded on the club spreadsheet for this event.
- The club member with the highest score (correct identifications) will be the winner, and will receive a prize.



DJ LOCKSMITHS

Prices are extremely competitive and work is completed quickly by a fully experienced tradesman with 30 years experience in the trade.

NO extra charge for weekend work. DISCOUNTS for Club Members. Phone 021 289 7070

Another email—this one from Russel; (not a questionable joke this time!)

Charles a little story

After turning off TV, the black screen was better viewing than any of the programs, I decided to get out my soft bait rod and some small lures and soft baits (after the excellent presentation from our last guest speaker) and walk down the river and try my luck.

After all it is only about 3 minutes' walk.

Taking the dog for some company, she has never really shown interest in swimming in the river on previous walks i thought it would be nice.

Anyway, we get to the river and tie on something resembling a smelt and have a few casts, closely watched by my dog companion.

Running up and down the river bank, we move along after catching nothing, but sometimes it is not about catching is it?

New spot and the dog is ready runs and jumps in the water spending more time wet than dry, but still I keep trying eventually giving up the fishing and just walking the dog until she is dry enough to head home.

Oh well at least we were outside enjoying the summer.

Until next time I will have to take her on a lead.

In a similar vein I did a little exploration on a stretch of the Waikato below my house in Riverlea starting with an attempt at the mouth of the Mangaonua Stream. After bashing my way down there I discovered it was a snag choked nightmare complete with enough fallen willows to guarantee you could never get a decent cast out and if you did succeed you would never get your lure back. So I back tracked to Malcolm Street beach area but didn't tempt any trout. Saw plenty of carp and mullet though.

A trip to Lake Whakamaru with the kayak was more successful. I hunted around until I found a stream mouth I has heard about and it had a healthy group of browns and rainbows sitting in the cool current. A strong wind made getting the kayak in position for a good cast difficult and you had to drop the soft bait in shallow water between a willow and some reeds.

I have a supply of both scented and unscented softbaits and to be honest the trout didn't seem to be too fussy. I had 3 solid hook ups and several grabs and follows on a variety of baits. I only managed to land the one pictured before I got a call from Anne to tell me she was back from her bike ride! Anyway the fish were getting wary and retreating up the stream making casting quite hazardous.

For the record I was using 2 kilo braid and 6lb fluoro leader on a 7ft light spinning rod, the jig heads were 2-3 grams. I am still in the experimenting stage but soft bait fishing and kayaks were made for each other, it is great fun in salt water and it seems equally enjoyable with scaled down gear in fresh water.

As far as knots go I am absolutely convinced that an all-bright knot is vastly superior to a back to back uni-knot for connecting braid to a fluoro or nylon leader. It is far neater. If you want a double in the braid tie a spider hitch; these knots are great in lighter braids, you can find them on www.netknots.com/fishing_knots



Dropping the dropper.

This time of year, many of us gravitate towards fishing a nymph under a bushy dry fly. Dry/dropper is a good, all round summer rig - easy to set up, fun to fish, combining the rewards of dry fly fishing with the productivity of nymphing. However, like all compromises, there is a price to pay.

Here are a few of the down sides over either fishing two nymphs or a single dry.

Drift. Having a sunken nymph, especially a heavy one, hanging off your dry will cause it to be pulled around by both underwater and surface currents. This almost always compromises the drift of the dry. Of course, the dry (as does an indicator) also influences the drift of the nymph.

Fly choice. Unfortunately, the size of the dry fly determines the weight of the nymph that can be used. Because of this, most of the time we use bigger, brighter, bushier dries than we would use when just fishing dry fly. This becomes problematic when, for example, targeting rising fish in shallows. A size 8 stimulator may spook them if they are feeding on mayflies.

Observation. One thing that really detracts from my fishing experience is having to constantly watch an indicator. If I can, I'm looking everywhere for rises, bulges, fins, tails, shadows, naked Swedish tourists etc. Just fishing a single dry liberates my eyes. It is easy to look around with regular glances at the dry fly.

When nymphing, it's easy to just cover the water without really reading it. With dries, I can get an overview of currents and examine them closely looking for small eddies and seams that might hold fish.

Striking. So, your dry disappears, was it pulled down by a fish taking a nymph or gently sucked down by a trout? Do you give a fast nymph strike or a slow dry fly lift? If you pause to think about it, well, you have paused and committed to a slow strike.

Difficulty changing setups. Over the course of a day, an hour or minute, we fish a wide variety of water. From deep, slow pools to shallow glides and riffles. The effectiveness of the dry-dropper rig is that, in summer, trout are more metabolically active and will move up to take a nymph above their head. However, there are limits to this. Equally, getting a nymph hung up on the bottom is a nuisance. Sliding indicators work great but dry flies are usually fixed. Changing the length between the dry and nymph is not fast so most of us mostly settle for a rig that is ok but not great.

Complications. Compared to a pair of nymphs or a single dry, dry/nymph combos are tangle prone. Bushy dries can spin when casting. Bead head nymphs often choose their own trajectory. Wind resistant dries get blown around, both in the air and on the water. Tucking a single dry under a willow is much easier than throwing a pair of flies.

Advantages. However, there are a couple of unique things that you can do with a dry-dropper rig that are not possible with a single dry.

Bouncing. When fishing short, in riffly or pocket water, I often "bounce" the dry on the surface. Just fishing the leader, holding the rod high, I'll lift the dry above the water and bounce it up and down, resting it on the surface for a second or two. Sometimes a fish will leap out of the water to attack the dry. Even if it isn't more effective than dead drifting, it is entertaining. This wouldn't be possible without the nymph anchoring the rig to the water.

Wind. Casting dries into a strong wind is sometimes impossible, particularly with light lines and long leaders. A weighted nymph helps pull the fly out and straightens the leader.

I'm a huge fan of dry/nymph combos. However, these days, how I catch fish is more important than how many fish I catch. I find that sometimes, dropping the dropper and fishing a single dry is more satisfying and well worth the possible reduction in the number of fish that I've tortured for the day.

Tight lines

Nigel

I received this email from Derek D recently and felt it was Appropriate for the Fly Tying Zone.



Hi there Charlie.

So this is what old guys do in their spare time!!

I thought this a good idea for when you go out wet wading in the evening on those local chalk streams around the Waikato.

It cost next to nothing to make--and saves all the clutter you don't need. H and F sell it for \$100. Pretty cheap eh! If you don't mind looking a bit gay.

Also, as Bert Robinson has said, yes the fish are stacking up in Hamurana in great numbers.

Regards Derek Dodson




A great piece of Kiwi ingenuity; something that seems to be a dying art.

Looks like the Gold Card Club are still giving Rotorua a solid work out!



A large Tongariro mayfly that alighted on Brian Apps' bonnet at TALTAC, we reckon it was somewhere between a size 10 or 12.



Fish City
BOATING & OUTDOORS

Come in and see
Waikato's largest range of Fly Fishing gear
at Fish City Hamilton where the team are as passionate as you
when it comes to catching fish!

Stocking brands such as Simms, Sage, Redington, Airflo,
Scott, Umpqua and many more! If we don't have it, we'll get it!

SIMMS. **SAGE.** **REDINGTON**
AIRFLO **Scott** **UMPQUA**

OTA 1

Seven expectant club members gathered at TALTAC on Friday the 15th with the intention of a wholesale assault on the famed Lake Otamangakau. Lead by that renowned angler John Davidson what could go wrong? Well for a start reports were that the water temperature on the lake was hot; too hot and in fact DOC were advising anglers to either keep their fish or fish elsewhere if they wanted to practise catch and release.

None the less we sallied forth full of confidence on Saturday; we were going to crack the big O code. Unfortunately the fish had the sulks - major sulks only 2 undersize fish were landed by Russel 1 and by Malcolm 1. Ken did land a decent rainbow on a boobie but John disqualified him because it was foul hooked in the tail and John reckoned he hadn't coughed up his 50 bucks yet!

Ken and John; the Laurel and Hardie of HAC



I puttered around the lake in my kayak and did get some plucks and hits on soft baits but nothing convincing although I was pleased to be able to feel the baits bouncing along the bottom in 25+ feet of water and I was getting some action. I did embarrass myself by forgetting to flip the bail arm on my reel over prior to firing off a cast in front of Ken and John, ping, broken line, lure sailing off across the lake.

Meantime Brian Apps was standing up in his boat cruising around the lake, mainly because he couldn't stay in one place as the piddly little anchor he had wasn't holding in the wind. Oh I didn't mention the wind, it was fair blowing which was quite good because when it dropped off in the afternoon we cooked. Anyhow Brian gave up boat fishing and ended up fishing a fair piece of the shore on foot - to no avail.

Meantime Russel and out part time member from Oregon, Jeff Glass, were also anchored up and drifting with the drogue trying everything known for next no return. Although Jeff did manage to catch the drogue at one stage.



Russel and Jeff maintaining their humour in trying conditions

Malcolm was a late arrival on his outboard powered Jetski and was quickly into a fish, a small one as it turns out. Hmmm thinks I is he about to show us all up, but no that was it for Malcolm. And that was it for all of us actually. So we packed up our various water craft and headed back to TALTAC - defeated.

After a much needed sumptuous bar b q the question of what to do with the un-won prize money came up. A unanimous decision was made to donate it to Didymo Dave for his on-going rodent and mustelid trapping.



It was a great weekend with great company, shame the fish didn't cooperate! Thanks for organising another top trip John.

Charlie

Dave Winchcombe Cup

Month	Name	Weight	Rainbow or Brown	Where caught
June	Andy Vanner	5lb 4oz	Rainbow	Tarawera
July	Gavin Hall	5lb	Brown	Tongariro
August	Rick Bradley	2lb 8oz	Brown	
September	Derrick Burtenshaw	5lb	Rainbow	Tongariro
October	Malcolm Cowie	5lb 12oz	Rainbow	Otamangakau
November	Derek Dobson	5lb 4oz	Rainbow	Taupo
January	Malcolm Cowie	5lb	Rainbow	Taupo

There was some competition between Rick Bradley and Richard Wagstaff at the January meeting about who had caught the biggest fish with Rick claiming a 4lb rainbow and a 4lb brown from the Whanganui and Richard claiming a 4lb brown from the Waikato. But Richard reckons he has bragging rights with this photo of his beautifully conditioned fish caught above Cambridge.



HAC Trip and Event Calendar

9/10/11th March	2nd Lake Otamangakau Trip - HAC Summer Cup	Derek
Monday 4th February	Committee Meeting -	
Monday 25th February	HAC Meeting - Casting Champs	
Monday 4th March	Committee Meeting -	
16/17th March	Lake Arapuni Fishing Competition	Te Awamutu Fish and Game Club
Monday 25th March	HAC Meeting - Guest Speaker to be confirmed	
Sunday 31st March	Te Koutu Lake, Thornton Road, Cambridge - Junior Fishing Day Out	Gavin
1st April	HAC Subscriptions are due for 2019/2010	
April 25th - 28th	"Tiger Hunt" Lake Rotoma	Derek
April 30th	HAC Meeting - Guest Speaker to be confirmed	

Gamin Cup

Month	Name	Weight	Rainbow or Brown	Where Caught
April	Gavin Hall	6lb 4oz	Brown	Whakapapa
May	Glen Streeter	4lb 13oz	Brown	Arapuni
August	Derrick Burtenshaw	3lb 4oz	Rainbow	
October	Glenn Streeter	7lb	Brown	Karapiro
November	Rick Bradley	4lb	Brown	Whanganui
		4lb	Rainbow	Whanganui
	Richard Wagstaff	4lb	Brown	Waikato
January	Gareth Godfrey	4lb 8oz	Rainbow	Waihou

Orange Blaster


Month	Name	Problem
April	Rick Bradley	Hooked a shag while SWF fishing, cut his leader inside rod tip to release shag, leader got caught in rod tip, shag disappeared with rod tip in tow,
May	Malcolm Cowie	Parked jet ski around the back, went to tow it away. Noticed things didn't feel right when he got to the bottom of the drive. Still had the calliper lock on the trailer attached.
July	Gary Preston	Locking himself out his house, climbing through bathroom window, slipping on the bath - kaboom - knee in a brace, so traumatised he forgot to advertise fly tying.
September	Richard Wagstaff	Dropping his boat off the trailer onto the ramp at the Arapuni Lodge while attempting to extricate himself from a potentially difficult situation on the ramp!
October	Dave Gribben	Lost his car keys somewhere on the Whakapapa River, after 4 hours searching gave up and contacted Derek B who "broke" into Dave's house and couriered him a spare set of keys.
November	Derek Dobson	Gate crashing a marriage proposal on the Hinemaia
January	Gavin Hall	"Quad bike breakdown" 16ks from the road in the Whanganui headwaters with 2 kids on board

JOHN SPENCE -MARINE SERVICES-



PARSUN
OUTBOARDS

Outboard Motor Sales and Servicing



190 Bruce Berquist Drive, Te Awamutu
PH/FAX 07 871 7711 • A/H 07 871 8707

ARAPUNI LODGE

The Hamilton Angler's Club owns this facility on the South Western end of Lake Arapuni on Landing Road. It can sleep up to 10 and is fully self contained. There is a boat ramp adjacent to the Lodge for easy launching of small craft and a good swimming beach.



It's an ideal spot for some relaxing fishing or a family weekend away.

RATES

\$10 per person per night or \$50 a night for exclusive use of the Lodge to club members.

CONTACT

John Spence , Lodge Administrator - 07 871 7711 / a/h 07 871 8707

spencemarine@xtra.co.nz



"The best repairs always go unnoticed"

Does your car need a "TOUCH UP"?

Call John 021 909 928 or 0800 286 824

Bumper Repairs
Stone Chips
Plastic Welding
Cut and Polish
Grill Repairs

We come to you - fully mobile service

Looking after your investments- Or would you rather be fishing?



A fly fisherman himself, Mark Etheridge, knows his answer but as an investment advisor with Craigs Investment Partners, Mark also knows that in today's fast-moving investment world there's no such thing as set-and-forget investments.

Successful investing requires a disciplined approach, sound up-to-date advice based on quality research, and effective portfolio management.

So if you would rather be fishing -

Call Mark Etheridge on (07) 959 7107

or email: mark.etheridge@craigsip.com

"A free Disclosure Statement is available on request"