




# NEWSLETTER

## APRIL 2020



**Next Meeting: To be Advised**

Waikato Sport Fishing clubrooms - Grantham St

Cup of Tea/Coffee and Socialise 7:15pm Meeting 8pm

**LOCKDOWN SPECIAL**

**Cover - Has it only been a month ?**

## **AND COMING UP .....**

**John Davidson - 101 ways to occupy yourself during an extended stay in a hotel room.**

**Gareth Godfrey and Tim Anderson - competition fly fishing for gold fish in your back yard**

## **IN THIS ISSUE**

Page 3	Presidents Report
Page 4	Club News
Page 6	What a Plonker
Page 8	The Impossibility of a Dead Drift
Page 9	Nigel's Nymph
Page 11	Fly Tying Zone
Page 15	Dave Winchcombe Cup, Gamin Cup
Page 17	Orange Blaster

**Point of release - Ray P**



## President's Comment

As I write this message we are still in Level 4 lockdown and the date of our escape to go fishing is still to be determined, in anticipation your committee has retained contact with each other via. e-mails and phone conversations to keep things ticking in the background to ensure we are well prepared for club activities once the day arrives.

Thinking positively that we will be able to get out fishing in the not too distant future you will shortly receive a notice regarding the 2020 Sub's, included within the sub's form is a copy of the revised membership form. Please **all** take the time to complete this form to enable the club membership details spreadsheet to be updated, this is important as it will ensure nobody misses out on any club communications in the future, and that we can get in touch with all members by phone or e-mail (this is not currently the case).

It is our intention to deliver a newsletter every month despite nobody being able to get out on the water, Charlie has done an excellent job to date in delivering a fresh copy for the last 3 months, however your contributions will become more and more important as the months pass. There have been a few suggestions via. HAC Google Groups to all members recently to encourage activities you can get involved in at home which in turn would create material to contribute towards Charlies newsletter resources, please take up the challenge and get involved.

Our April Club night will not be held due to ongoing COVID-19 travel restrictions, the club nights going forward will be reviewed on a monthly basis.

Preparation of Club Championships results will be continued over the coming month, timing for our AGM and Championships Presentations will be determined by our government's actions on lockdown levels.

A reminder to ensure you have taken every opportunity to get your entries of both fish and photo's in for our Club competitions before the end of April, it would be a shame to miss out due to late entry.

Another reminder, please also start thinking about nominations for Club Officers, if you feel you have something to offer towards the function of the Club by serving on the committee let one of us know.

Stay Safe

Ray

*"They say you forget your troubles on a trout stream, but that's not quite it. What happens is that you begin to see where your troubles fit into the grand scheme of things, and suddenly they're just not such a big deal anymore."*

*-John Gierach*

## **Club News**

Well the only real news this month is that John and Jo Davidson escaped an uncertain future in a Delhi hotel room and ended up in an Auckland hotel room for two weeks, which is a far preferable outcome I would imagine. So that is great news. Many of us were getting quite concerned and no doubt it was getting stressful for John, Jo and their family. Hopefully John got a chance to grab some Appleton's from duty free to ease his quarantine in Auckland.

Of course there is a glimmer a hope of on the horizon that we may be able to go fishing soon. I must admit I am a little confused to know whether I am allowed under Level 3 to drive to one of our local streams for a fish within the region or if I'll have to stick to biking along the river path with my spinning rod trying to catch one of the local Hamilton trout? Never mind I am resolved to the fact that missing out on a few months fishing is a very small price to pay in the greater scheme of things.

I am very grateful to all those who took time to make a contribution to the newsletter this month. Not only the old perennials but some new contributor's as well. I have so much material I am holding back some for next month's edition. Obviously a bit of time stuck at home has some positive outcomes! Interestingly Steffen Grimm, Colin Tann and Gavin Hall all sent in articles related to taking kids fishing so I thought I would dedicate the next edition to kids fishing. I would really like some more photos of your kids or grand kids fishing experiences for the edition.

The committee have had an email discussion regarding our newsletter advertisers and it looks like we won't be charging them for advertising this year. I think we would all agree that the next 12 months is going to be difficult for many in the retail and service sector and we saw it as away of supporting those folk who have advertised with us in the past. In that vein I personally feel that it will be important the we think carefully where we spend our fishing budget. Like many others, no doubt, I have purchased products from Ali Express and directly from the US and UK in the past. However if we want to have a local tackle industry in the future we need to make our purchases closer to home where possible.

I'll be emailing out your membership renewal forms shortly, please don't forget to email them back to Malcolm not me, he keeps the membership data, and put your name in the reference details when making an online payment. It would make our treasurer Richard's job a lot easier if everyone could pay online. I mean who has a cheque book anymore? I do have cash from time to time.



We may be having some contests at some stage this year but clearly this is dependent on the cursed C19 and our level of response to it at any given time. We may have to be creative and have a local contest - how many species can you catch in Hamilton in a week? Personally I have caught trout, perch, catfish and a carp and there are rudd as well; food for thought.

Another joke from Russel



*I finally remembered—red with hunter, white with fisherman.*

## Contact

Ray Pryor - President:

[rayjpryor@kinect.co.nz](mailto:rayjpryor@kinect.co.nz)

Hardie Teusse - Secretary:

[hteusse@gmail.com](mailto:hteusse@gmail.com)

Richard Wagstaff - Treasurer:

[rwagstaff@xtra.co.nz](mailto:rwagstaff@xtra.co.nz)

Charlie Friedlander - Newsletter Editor:

[chasanne@gmail.com](mailto:chasanne@gmail.com)

# Taupo Rod & Tackle


FLY SHOP



## WHAT A PLONKER

This is an article that appeared in a September edition of NZ Fishing News. I had been on Otamangakau with the late John Murphy who wrote under the title "Murphy's Lore" - Brian Beamiss

Brian Beamiss with an excellent Ota hen the kind that responds well to Plopping or plonking a heavy fly on a still lake



With the approach of the opening of the trout season, anglers have the pleasure of fishing to trout that have not been under any angling pressure for some time. The theory is that the fish will not be as cautious because they have not been threatened during their (relatively) short memory span. However, as any angler learns, trout haven't survived as a species because they have become unwary after a few months of easy living. Even hatchery reared fish are naturally very wary. One of the keys to angling's enjoyment is pitting one's skills against a live and thinking quarry in its own environment.

The natural reaction of a trout is to run when something unexpectedly hits the water above it. This phenomenon is seen even more clearly in schools of saltwater fish: when they are so thick you can just about walk across their backs, try casting a fly into the middle of the school. Instantly, the entire school disappears. The fact is trout are almost always aware of what is happening above them. Apart from man, birds are their most serious predatory danger.

Except when a fly lands perfectly, fish within several meters are well aware that something has disturbed the surface, even in turbulent water. There are times when this is unimportant, or may even work in the angler's favour – for example, if leaves are being blown onto the surface constantly, fish are unlikely to be concerned if a fly lands at about the same velocity.

Also, there are times when you want them to be aware that something has broken the surface. Even though a trout's initial reaction to sudden, unexplained disturbances is to flee, this tends to change upon increasing regularity and it becomes obvious that tasty food accompanies the event. Consequently, if terrestrials such as cicadas or grasshoppers are plopping on the surface, signaling to nearby fish that easy food is available, anglers can take advantage of this by replicating the sound, bringing fish in for a closer look - and often a bite.

In a lake or a fast-flowing river, "plopping" the fly is often the answer. In this situation, you are generally fishing to unsighted fish. Although you might see some movement that gives the game away, it's unlikely you'll work out which way the fish is heading. When casting, stop the fly in mid-air above where you want it to land and let it drop onto the surface. This technique works best with heavy flies, especially those with a tungsten bead. The fly plops loudly on the surface, and any fish within a five-meter radius will be well aware of it on a still day.

Those fish immediately under a plopped fly will move away but when they realise there is no immediate danger from the intruder, they will come closer to check it out. When they see that it is potentially edible, they may well have a go. This can be a couple of minutes after the fly has landed so take your time before retrieving. It is important to keep the line tight so you feel a take but the fly shouldn't move more than a meter from where it landed. I usually let it sink for 10 – 15 seconds, then give it a decent jerk to straighten the line out/or set the hook in any fish that is already having a go. I then let it sink further, giving the line a short jerk every ten seconds or so. After a minute or more, I go through the normal retrieve process but with heavy flies I extend the pause between retrieves to allow the fly to drop, giving it a more appealing action.

Sometimes it's impossible to get the fly ahead of the fish without lining it or exposing yourself. This is a common issue when fishing to brown trout in shallow water and small streams. Landing a nymph alongside the fish about 30 centimeters away, and closer to the tail than the head will attract the trout's attention and they will often turn around and nail the fly instantly too. This is a great advantage and well worth practicing when you have the opportunity.

To summarize, land the fly as gently as possible, unless you want to alert the fish that potential food is available. And when you do want to advertise a fly's presence, decide where it should land and with what velocity before casting. Finally, if conditions prevent a gentle landing, keep it well away from any fish but aim it ahead of the fish so it is likely to see the fly immediately after hearing the splash.

Brian again with a jack caught on the same day, same method



# LOCKSMITHS

Prices are extremely competitive and work is completed quickly by a fully experienced tradesman with 30 years experience in the trade.

**NO extra charge for weekend work. DISCOUNTS for Club Members. Phone 021 289 7070**

## **The impossibility of the dead drift.**

I don't really have much of an online fishing life. I haven't looked at Facebook for months, no forums, fish porn, Instagram etc. But the one online resource I keep regular tabs on is the blogger Dominic Swentoski with his Troutbitten series.

Dominic has a great ability to illustrate concepts that are obvious once pointed out. Also, being a non-competition angler who still likes to catch a lot of fish, his methods and approach align well with my own. Recently, I read a post about dead drifting nymphs that I completely agree with. I'd go further than Dominic does and argue that sustained dead drifts while maintaining contact is actually impossible

The reason is simple, surface water moves faster than water, close to the bottom of a stream. Since our line must pass through the faster surface currents, and we generally want our flies close to the river bed, nymphs will be pulled along unnaturally quickly, even if we manage to keep them in the same current seam. Add a big indicator on the surface and they will move even faster.

The only way to completely avoid this issue, at least momentarily, is to have slack line between the surface and our nymphs. However do this and you have no contact at all - you won't detect takes.

Whether indicator or tight line nymphing, I like to see the current "overtaking" my indicator or sighter. But even in this situation, although the nymphs are slowing the drift off the indicator, the surface current is still pulling nymphs faster than the (almost dead) water near the bottom. This is particularly pronounced when winter fishing when your nymphs really do have to be bouncing the river bed.

So: having established that a sustained completely dead drift is impossible, what can we do to minimise the effect of surface currents on our nymphs?

### 1. Reduce surface drag

- smaller indicators
- slack line casts
- thinner leaders

### 2. Reduce current discrepancies

- fish shallower nymphs
- stay within one seam

### 3. Don't pull flies

- if Euro nymphing, keep contact but don't pull flies more than you need.
- conventional nymphing - slack line casts win. Cast short, no mending, heavy flies.

Just a small thing, but understanding issues like this does translate into more fish.

For those of you locked down, I recommend that you check out the Troutbitten blog.

[Troutbitten, that's not a dead drift.](#)

**Nigel**



## Nigel's Nymph

This is a little embarrassing. My favourite nymph is the perdigon nymph. It is versatile

- it can be tied as a mayfly, midge, or a stick or horned caddis imitation.
- it is fast and easy to tie with minimal ingredients.
- it sinks like the lump of tungsten that it basically is.
- fish love it.

Why embarrassing? I made the YouTube clip that I've linked to. I like the way that I tie them.

Vary everything. I tie most with black thread and an orange hot spot. But I tie others with different colored thread or use holographic tinsel (favourite is blue or purple) instead of thread for the body. I even add rubber legs when I'm not in a hurry.

If I had to choose 2 nymphs to fish everywhere, I'd pick a perdigon nymph and a squirmy wormy.

Here is the link

[Perdigon Nymph](#)

**Nigel**





Come in and see  
**Waikato's largest range of Fly Fishing gear**  
at Fish City Hamilton where the team are as passionate as you  
when it comes to catching fish!

Stocking brands such as Simms, Sage, Redington, Airflo,  
Scott, Umpqua and many more! If we don't have it, we'll get it!

**SIMMS.**

**SAGE.**

**REDINGTON**

**AIRFLO**

**Scott**

**UMPQUA**

Here are a some links of members favourite flies I have been sent over the past weeks

First up Bruce Willingdale sent me a couple of YouTube links. Egan's Thread Frenchie is a classic Euro nymph pattern that would probably work anywhere.

[Egan's Thread Frenchie](#)



Atherton #2 nymph was an interesting looking tie that caught my eye as I'm a sucker for any fly that uses partridge hackle

[Atherton #2 Nymph](#)

President Ray sent me this clip and photo of the Teeny nymph. This is the design of the famous Jim Teeny fly line and fly designer. It is so simple - a one material fly.

[Teeny Nymph](#)





We couldn't have a series on flies without some of Colin Tan's. Colin is not only a seriously good tier, he is also a very talented photographer. I am aware that he is working hard for the St Johns National Crisis Control Centre and has a new baby in the house so I appreciate the effort he has made to send photos of his flies and write an article.





Derek is always looking for new flies. He found this one tied by Davy McPhail and thought it would adapt well to a jigging fly. Davy is a fantastic tier, I have learnt so much from watching his techniques; his Scots accent is pretty cool too!

### [Black nose dace](#)



Derek rang me a couple of weeks ago to say he was making an order from US supplier called the [Flymen Fishing Co](#) and did I want to share an order with him. I checked out the site, particularly the Fish Skull Streamer section. Well my good intentions not to buy anymore new fly tying materials for a while went right out the window. I couldn't resist the look of those articulated flies. That's the trouble when you are locked down you have too much time to spend on the internet looking at fishing gear you don't need.

I have been tying some flies of my own, stocking up my Taupo boxes. This fly evolved over several versions from a Jonathon Farmer fly the [Beast of Burden](#) although it doesn't look a lot like the original it has many of its' characteristics in the tie. Jonathon Farmer is another of my favourite tiers, his intruder and trout Spey flies are as good as any.



Over the past few years I have been having increasing success drifting and swinging soft hackle flies and bead head flymphs on the Taupo tributaries. A writer I discovered through the Trout Spey and Wet Fly and Soft Hackle groups on Facebook, Steven Bird, has

influenced my approach to this form of fishing and I have become an avid reader of his blog the [Soft Hackle Journal](#) I have tied up some soft hackle flies aimed at the Taupo spawners based on Steven's and his friend Michael Fish' patterns. They are quite big from 12# to 8#. Some have beads and some don't; I know the great Sylvester Nemes, who wrote *The Soft Hackle Addict*, said you can do anything you like with a soft hackle fly except put a bead on it, but sometimes you just have to get down to the fish. Any how as you can see from the photos some of these flies are quite bright, not insect like at, this is because they are designed to trigger an aggressive response and also feature roe colours. I will run a natural coloured fly above the bright fly.

That's if we ever get to fish the Tongariro this winter!!!!!!!!!!!!!!



Here are the soft hackles I have been playing around with. The top row are from another blog I follow, [Current Seams](#), it's a March Brown Spider. The fly on the left in the second row from the bottom was tied with a feather I found in my backyard. I think it's a morepork feather, there is one in our neighbourhood and I have seen a similar feather in Hammond bush.

Okay I said I would give some articulated streamers to the best contribution this month and seems Colin T managed to write a great article, (see it next month), send in a bunch of fantastic photos, carry out his role as an essential worker and be a dad with a 4 year old and new baby he's the hands down winner.

Photo and Fly Colin



## Dave Winchcombe Cup

Month	Name	Weight	Rainbow or Brown	Where caught
April	Gavin Hall	8lb 8oz	Brown	Tongariro
May	Andy Vanner	6lb	Rainbow	Tarawera
June	Kane Steward	5lb 8oz	Rainbow	Tongariro
July	Andy Vanner	9.01lb	Rainbow	Tarawera
August	Ken Collier	4.95lb	Rainbow	Tongariro
September	Rick Bradley	4.6lb	Rainbow	Tongariro
November	Ian Wilde	8.4lb	Rainbow	Otamangakau
January	Derek Dobson	8lb	Rainbow	Rotoiti
February	Gareth Godfrey	11lb 8oz	Brown	Otamangakau

## Gamin Cup

Month	Name	Weight	Rainbow or Brown	Where Caught
April	Gavin Hall	5lb 8oz	Rainbow	Waihou
June	Gavin Hall	4lb 8oz	Rainbow	Ngakoaohia
November	John Spence	3lb 8oz	Rainbow	Arapuni
February	Gavin Hall	9lb 8oz	Brown	Arapuni
March	Chris Corbett	4lb	Rainbow	Waihou



## HAC Trip and Event Calendar

Once the current Covid-19 situation is under control and we have a clearer idea of when we can resume club activities we will publish a new calendar. In the meantime please use the club Google Groups email address to communicate and keep the club alive!

### **How Big Is Glenn's Fish?**

Glenn caught this brown trolling on Lake Arapuni. John Spence decided to donate a prize to the person who can estimate to the nearest gram the weight of Glenn's fish.

The prize will be to the value of a monthly club raffle.

The winner will be announced at the AGM in May.

Entries to the editor [chasnanne@gmail.com](mailto:chasnanne@gmail.com)





# Orange Blaster


Month	Name	Problem
April	Russel Jennings	Shortening Terry Goupillot's fly line by running over it with his outboard motor.
May	Andy Vanner	Breaking his rod tip in the car door and getting as far as Taupo before realising he had his TALTAC room key on him.
August	Ken Collier	Forgetting to renew his license , getting pinged by the DOC ranger on the Tongariro and having his rod confiscated.
October	Ken Collier	Sitting down while wading a little deep Euro nymphing
November	Colin Tan	Leaving his cell phone on his running board only realising this when blue tooth failed.
March	Covid 19	For disrupting everything including the fishing.

## JOHN SPENCE -MARINE SERVICES-



**PARSUN**  
OUTBOARDS

*10% off for club members*  
*Outboard Motor Sales and Servicing*



190 Bruce Berquist Drive, Te Awamutu  
PH/FAX 07 871 7711 • A/H 07 871 8707

## ARAPUNI LODGE

The Hamilton Angler's Club owns this facility on the South Western end of Lake Arapuni on Landing Road. It can sleep up to 10 and is fully self contained. There is a boat ramp adjacent to the Lodge for easy launching of small craft and a good swimming beach.

It's an ideal spot for some relaxing fishing or a family weekend away.



### RATES

\$10 per person per night or \$50 a night for exclusive use of the Lodge to club members.

### CONTACT

John Spence , Lodge Administrator - 07 871 7711 / a/h 07 871 8707

[spencemarine@xtra.co.nz](mailto:spencemarine@xtra.co.nz)



*"The best repairs always go unnoticed"*

**Does your car need a "TOUCH UP"?**

**Call John 021 909 928 or 0800 286 824**

Bumper Repairs  
Stone Chips  
Plastic Welding  
Cut and Polish  
Grill Repairs

*We come to you - fully mobile service*

# Looking after your investments- Or would you rather be fishing?



A fly fisherman himself, Mark Etheridge, knows his answer but as an investment advisor with Craigs Investment Partners, Mark also knows that in today's fast-moving investment world there's no such thing as set-and-forget investments.

Successful investing requires a disciplined approach, sound up-to-date advice based on quality research, and effective portfolio management.

So if you would rather be fishing -

**Call Mark Etheridge on (07) 959 7107**

**or email: [mark.etheridge@craigsip.com](mailto:mark.etheridge@craigsip.com)**

"A free Disclosure Statement is available on request"